

Scaled data based on original data using
LM-79-08 Approved Method: Electrical and Photometric Measurements of Solid-
State Lighting Products

Test Report Prepared for
Cooper Lighting Solutions
(formerly Eaton)

Brand: STREETWORKS

Report Number: P382962

Luminaire Tested: **GAN-SA3B-735-U-5MQ**

Issue Date: 3/3/2020

Test Information

Test Method: LM-79-08
Report Number: P382962
TEST IS SCALED FROM IESNA LM-79-08 TEST DATA (G2-1903-205-6)
Test Lab: INNOVATION CENTER
Issue Date: 3/3/2020
Manufacturer: COOPER LIGHTING SOLUTIONS (FORMERLY EATON)
Product Line: STREETWORKS
Catalog Number: GAN-SA3B-735-U-5MQ
Description: GALLEON AREA AND ROADWAY LUMINAIRE
(3) 70 CRI, 3500K, 800mA LIGHTSQUARES WITH 16 LEDS EACH AND TYPE V MEDIUM OPTICS
Light Source: -
Ballast/Driver: ELECTRONIC DRIVER

Summary

Lumens per Lamp: N/A
Luminaire Lumens: 17073.4 lumens
Efficiency: N/A
Efficacy: 137.7 lumens/watt
Luminous Opening: Rectangular (W 1' x L: 1' x H: 0')
IES Classification: Type V - Short
BUG Rating: B4 - U0 - G2

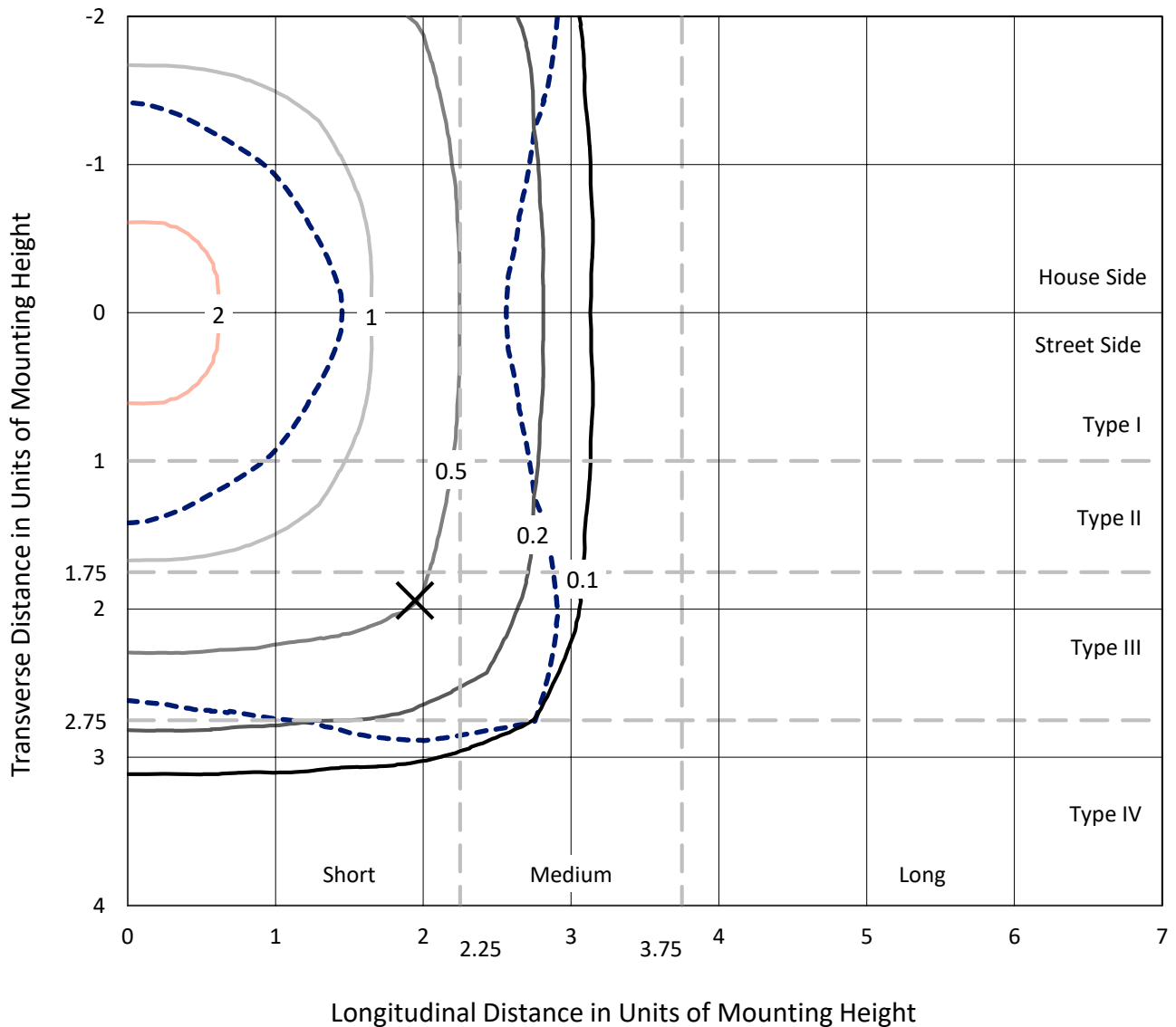
Input Watts (W): 124
Input Voltage (V): NR
Input Current (Ain): NR
Voltage Rise (V): NR
Power Factor: NR
Total Harmonic Distortion (THDi): NR
Frequency (hertz): 60
Stabilization Time: NR
Operation Time: NR
Ambient Temperature (°C): NR
Test Distance: 24 FT



REPORT NUMBER: P382962
 CATALOG NUMBER: GAN-SA3B-735-U-5MQ

Iso-Footcandle Lines of Horizontal Illumination

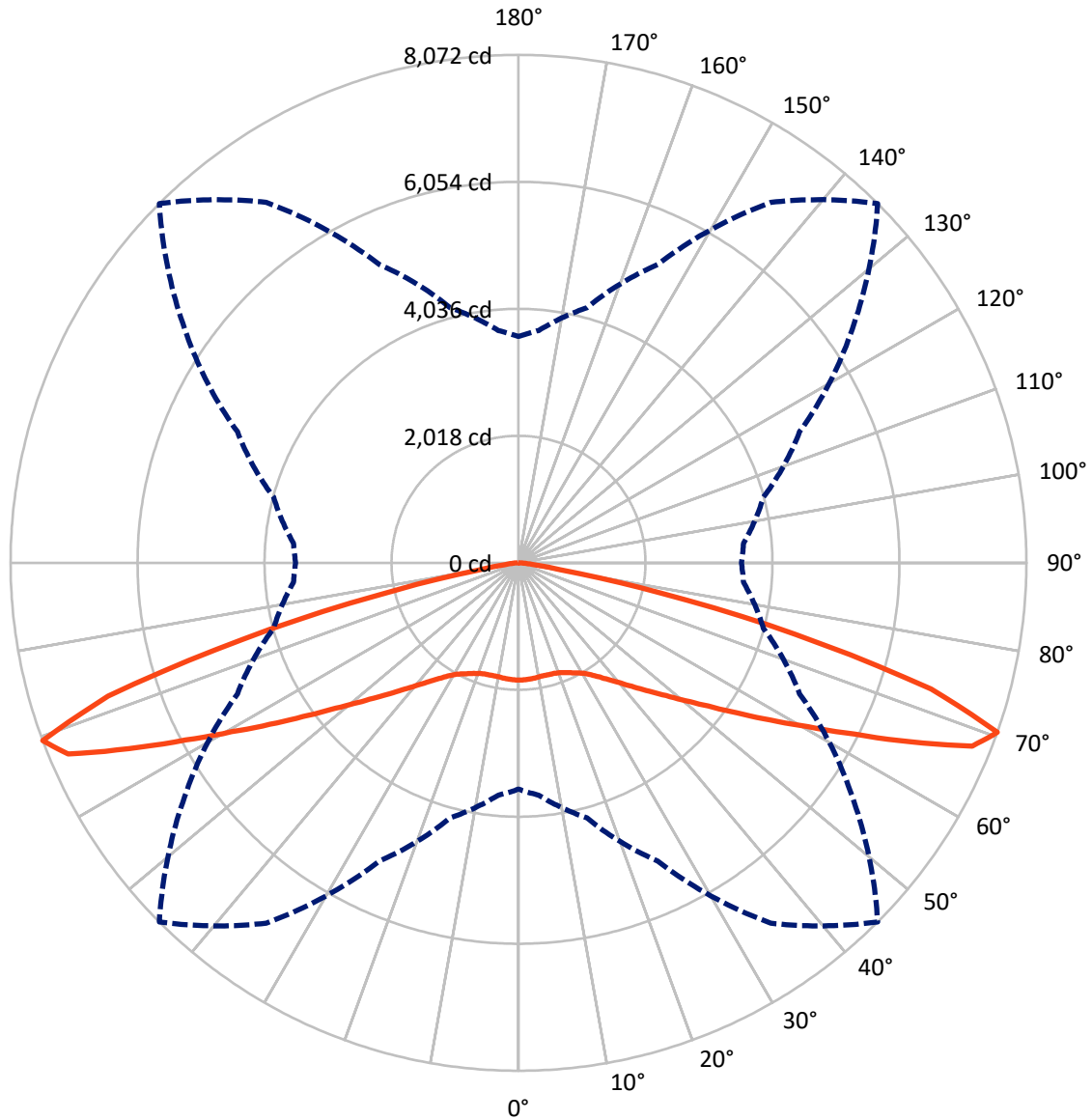
✕ Max cd
 - - - 1/2 Max cd



Based on 25 foot mounting height. Maximum calculated value = 3 fc
 Type V - Short - N/A

REPORT NUMBER: P382962
CATALOG NUMBER: GAN-SA3B-735-U-5MQ

Luminous Intensity Polar Plot



— Vertical Plane Through 45-Deg Lateral - - - Horizontal Cone Through 70-Deg Vertical

REPORT NUMBER: P382962
 CATALOG NUMBER: GAN-SA3B-735-U-5MQ

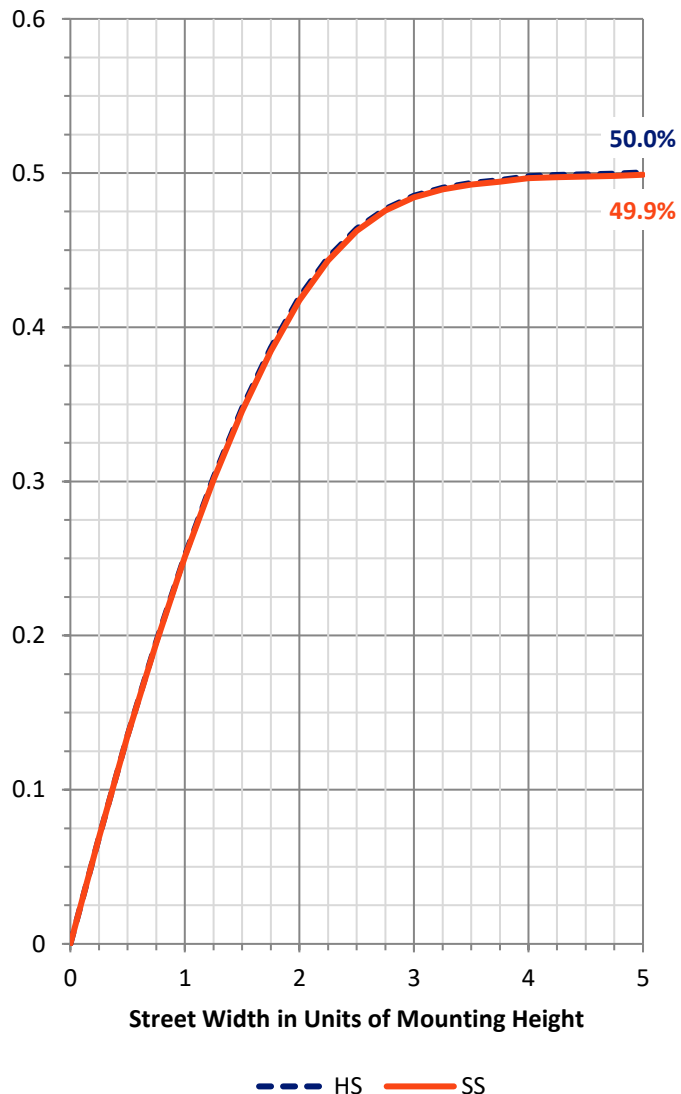
FLUX DISTRIBUTION:

		Downward	Upward	Total
House Side	Lumens	8536.7	0.0	8536.7
	% Fixture	50.0	0.0	50.0
Street Side	Lumens	8536.7	0.0	8536.7
	% Fixture	50.0	0.0	50.0
Total	Lumens	17073.4	0.0	17073.4
	% Fixture	100.0	0.0	100.0

ZONAL LUMENS:

Zone	Lumens	% Fixture
0°-10°	176.6	1.0
10°-20°	518.5	3.0
20°-30°	882.6	5.2
30°-40°	1399.8	8.2
40°-50°	2277.9	13.3
50°-60°	3755.8	22.0
60°-70°	5513.7	32.3
70°-80°	2438.1	14.3
80°-90°	110.4	0.6
90°-100°	0.0	0.0
100°-110°	0.0	0.0
110°-120°	0.0	0.0
120°-130°	0.0	0.0
130°-140°	0.0	0.0
140°-150°	0.0	0.0
150°-160°	0.0	0.0
160°-170°	0.0	0.0
170°-180°	0.0	0.0
0°-90°	17073.4	100.0
0°-180°	17073.4	100.0

Coefficient of Utilization



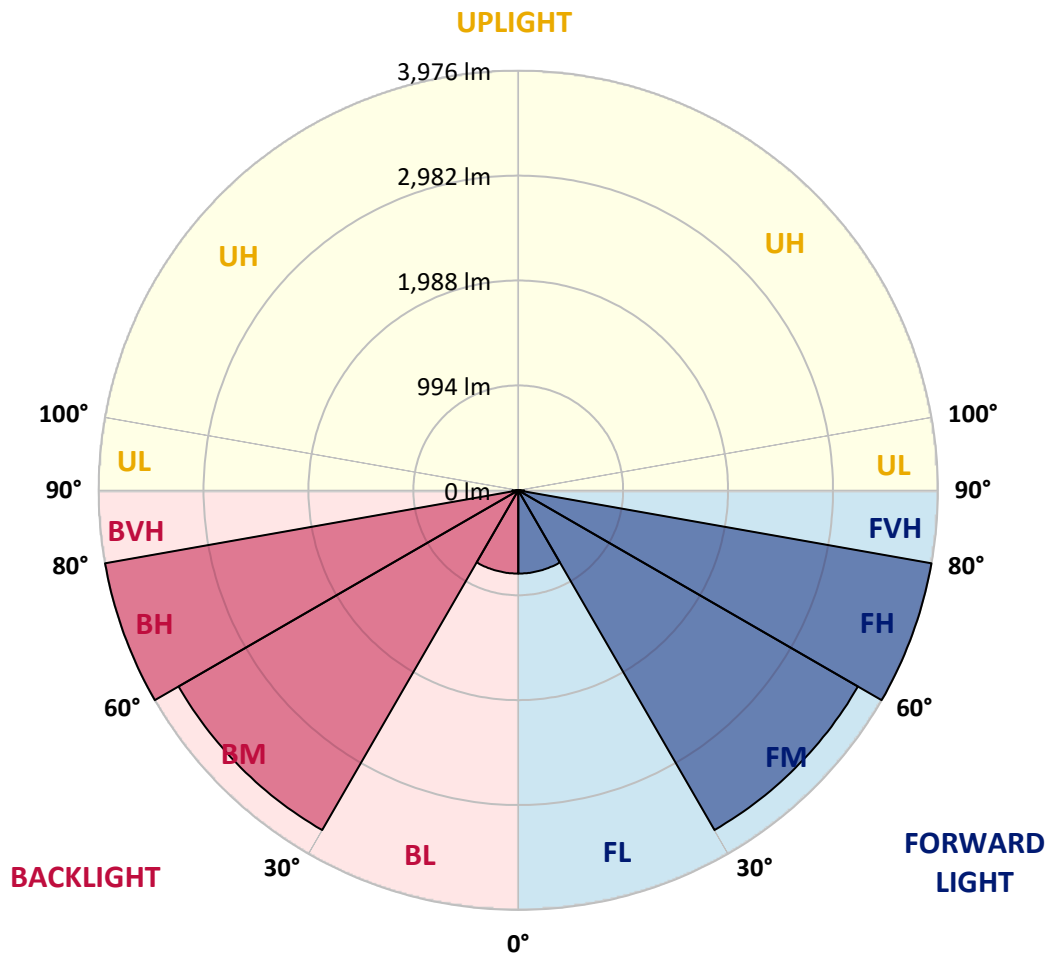
REPORT NUMBER: P382962
 CATALOG NUMBER: GAN-SA3B-735-U-5MQ

LUMINAIRE CLASSIFICATION SYSTEM LUMEN TABLE AND BUG RATING:

Zone	Lumens	% Fixture	Zone Rating/Lumen Limit		
			B	U	G
FL (0°-30°)	788.8	4.6			
FM (30°-60°)	3716.8	21.8			
FH (60°-80°)	3975.9	23.3			G2/5000
FVH (80°-90°)	55.2	0.3			G1/100
BL (0°-30°)	788.8	4.6	B2/1000		
BM (30°-60°)	3716.8	21.8	B3/5000		
BH (60°-80°)	3975.9	23.3	B4/5000		G2/5000
BVH (80°-90°)	55.2	0.3			G1/100
UL (90°-100°)	0.0	0.0		U0/0	
UH (100°-180°)	0.0	0.0		U0/0	

BUG Rating: B4-U0-G2

Type V Short





REPORT NUMBER: P382962
 CATALOG NUMBER: GAN-SA3B-735-U-5MQ

CANDELA DISTRIBUTION (FULL):

	0°	5°	15°	25°	35°	45°	55°	65°	75°	85°	90°
0°	1864.7	1864.7	1864.7	1864.7	1864.7	1864.7	1864.7	1864.7	1864.7	1864.7	1864.7
2.5°	1861.9	1860.2	1864.1	1863.6	1860.2	1860.8	1860.8	1862.4	1862.4	1861.3	1861.3
5°	1855.1	1854.0	1858.4	1858.4	1855.1	1856.2	1857.3	1859.0	1858.4	1857.3	1856.8
7.5°	1846.6	1846.0	1850.5	1850.5	1848.3	1849.4	1848.3	1848.8	1847.7	1846.6	1844.9
10°	1832.4	1833.6	1837.6	1838.7	1838.7	1839.2	1838.1	1835.3	1833.6	1831.9	1830.2
12.5°	1819.5	1818.9	1824.5	1827.4	1831.9	1837.0	1833.6	1825.6	1822.3	1818.9	1817.8
15°	1811.0	1811.6	1817.3	1822.3	1830.2	1840.9	1837.0	1824.5	1817.8	1813.8	1812.7
17.5°	1809.3	1810.5	1817.8	1826.9	1835.3	1847.2	1844.9	1832.4	1821.2	1813.8	1812.1
20°	1813.3	1813.8	1825.1	1838.1	1852.8	1864.1	1859.0	1845.5	1830.2	1818.9	1816.1
22.5°	1820.6	1822.9	1837.0	1857.3	1880.0	1895.2	1889.0	1865.8	1842.0	1828.0	1824.0
25°	1843.8	1844.4	1863.6	1891.2	1918.3	1935.8	1928.5	1895.8	1865.2	1849.4	1844.4
27.5°	1891.8	1893.5	1912.7	1944.9	1968.1	1979.4	1974.9	1948.3	1922.3	1905.4	1907.1
30°	1961.3	1963.6	1985.0	2020.6	2034.8	2037.6	2036.5	2024.1	2000.3	1977.7	1979.4
32.5°	2046.1	2047.2	2076.0	2108.2	2119.6	2121.8	2119.6	2108.2	2080.0	2049.5	2051.2
35°	2155.1	2158.5	2186.2	2217.3	2226.3	2230.9	2226.9	2212.1	2182.8	2152.9	2151.7
37.5°	2289.6	2290.2	2319.0	2351.2	2362.5	2363.6	2359.1	2349.5	2312.8	2285.6	2284.0
40°	2445.6	2447.8	2481.7	2516.2	2520.7	2515.6	2521.9	2516.2	2478.3	2447.3	2452.3
42.5°	2635.4	2640.5	2681.2	2715.1	2702.0	2699.3	2703.3	2704.9	2674.4	2636.6	2633.1
45°	2856.3	2860.9	2911.7	2938.8	2930.4	2911.7	2919.7	2933.2	2890.8	2843.9	2848.5
47.5°	3108.4	3119.7	3173.9	3199.3	3178.4	3153.0	3168.3	3188.6	3138.8	3080.7	3077.8
50°	3388.6	3402.8	3475.0	3510.7	3489.8	3442.9	3468.3	3481.8	3410.1	3334.9	3328.7
52.5°	3687.5	3701.7	3792.6	3866.1	3852.5	3779.7	3815.2	3801.1	3718.6	3617.5	3609.6
55°	4026.1	4031.6	4130.0	4248.6	4262.2	4208.5	4206.3	4183.1	4061.1	3944.1	3938.4
57.5°	4374.1	4378.1	4505.2	4645.3	4709.2	4709.2	4645.9	4596.7	4434.5	4298.9	4284.8
60°	4749.9	4763.9	4904.7	5095.1	5244.2	5288.4	5176.4	5042.6	4866.2	4700.7	4684.3
62.5°	5084.4	5100.8	5316.1	5599.7	5839.3	5999.7	5726.2	5508.1	5187.2	4921.6	4890.5
65°	5126.8	5170.8	5484.4	5998.0	6534.3	6854.7	6330.3	5792.9	5208.1	4839.1	4807.5
67.5°	4682.1	4756.7	5180.4	5980.0	7088.1	7775.7	6716.3	5630.2	4832.9	4424.9	4389.9
70°	3597.7	3706.2	4194.9	5230.7	6992.6	8072.4	6474.4	4929.0	4029.4	3590.4	3541.2
72.5°	1973.8	2018.4	2458.0	3581.9	5605.9	6859.7	5400.3	3644.6	2672.1	2174.3	2091.8
75°	626.1	641.9	865.7	1465.8	3171.1	4543.6	3430.4	1788.9	984.9	726.1	717.7
77.5°	278.0	279.7	313.0	427.8	1092.2	2302.0	1312.1	487.1	335.6	293.3	302.8
80°	175.7	175.7	193.9	211.9	297.3	668.5	354.8	231.7	197.8	183.6	187.6
82.5°	84.2	93.2	126.0	135.6	163.3	224.9	181.9	151.5	132.2	98.3	91.6
85°	55.3	46.3	79.6	89.8	94.9	108.0	105.6	100.0	86.4	49.2	54.8
87.5°	24.9	23.8	41.3	37.8	35.6	27.1	40.7	50.3	48.6	24.3	24.3
90°	0.0	0.0	0.0	0.0	0.0	0.0	0.0	0.0	0.0	0.0	0.0

(END OF REPORT)